

12.7/22kV Triplex AI/XLPE/CWS/PVC/HDPE



- 1 Compacted Al conductor
- 2 Conductor screen
- 3 XLPE insulation
- 4 Insulation screen
- 5 Semi conductive water-blocking tape
- 6 Copper wire screen
- 7 Non-hygroscopic tape
- 8 PVC inner sheath
- 9 HDPE outer sheath

Properties:

Rated voltage	12.7/22kV
Max. operating temperature of conductor	90°C
Max. short-circuit operation temperature of conductor (5s Max. duration)	250°C
Ambient temperature range for operating	from -40°C to +50°C
Relative air humidity at temperature lower than +35°C	up to 95%
Min. temperature for installing without preheating	+0°C
Standard	AS/NZS 1429.1
Fault Level	up to 10kA/s or customer requirements

Application:

Cables are designed for fixed installation, for laying in the ground, for indoor application and in cable ducts.


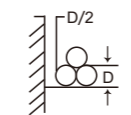

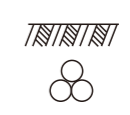

Structural Parameters:

Nominal conductor area mm ²	Approx. diameter of conductor mm	Nominal thickness of insulation mm	Nominal diameter over insulation mm	Nominal screen area mm ²	No. & diameter of screen wire No/mm	Nominal diameter over wire screen mm	Nominal thickness of outer sheath		Approx. overall diameter of cable mm	Max. overall diameter of cable kg/km	Approx. weight of cable kN	Max. allowable pulling force of conductor mm	Min. bending radius	
							Inner layer mm	Outer layer mm					During installation mm	Installed mm
35	7.0	5.5	20.9	22.1	39/0.85	23.5	1.0	1.0	30.5	65.3	2509	4.2	1170	780
50	8.1	5.5	22.0	31.5	22/1.35	25.6	1.0	1.0	32.6	69.8	2997	6.0	1250	830
70	9.8	5.5	23.7	44.4	31/1.35	27.3	1.0	1.0	34.3	73.4	3687	8.4	1320	880
95	11.4	5.5	25.3	61.5	43/1.35	28.9	1.0	1.0	35.9	76.8	4531	11.4	1380	920
120	12.9	5.5	26.8	68.7	48/1.35	30.4	1.0	1.0	37.4	80.0	5071	14.4	1440	960
150	14.4	5.5	28.3	68.7	48/1.35	31.9	1.0	1.1	38.9	83.2	5426	18.0	1490	990
185	16.0	5.5	29.9	68.7	48/1.35	33.5	1.0	1.1	40.5	86.7	5871	22.2	1560	1040
240	18.4	5.5	32.3	68.7	48/1.35	35.9	1.1	1.1	42.9	91.8	6549	28.8	1650	1100
300	20.6	5.5	34.5	68.7	48/1.35	38.1	1.1	1.2	45.1	96.5	7232	36.0	1730	1150
400	23.4	5.5	37.3	68.7	48/1.35	40.9	1.2	1.2	47.9	102.5	8176	48.0	1840	1230
500	26.2	5.5	40.5	68.7	48/1.35	44.1	1.2	1.3	51.1	109.4	9386	60.0	1960	1310

Electrical Characteristics:

Nominal conductor area mm ²	Max. DC resistance of conductor at 20°C Ω/km	Max. AC resistance of conductor at 90°C Ω/km			Fault current carrying of conductor for 1 second kA	Fault current carrying of screen for 1 second kA	Insulation resistance at 20°C MΩ/km	Conductor to screen capacitance μF/km	Charging current per phase A/km	Dielectric loss per phase W/km	Maximum dielectric stress kV/mm	Inductive reactance at 50Hz and 90°C Ω/km			Screen DC resistance at 20°C Ω/km	Zero sequence resistance at 20°C Ω/km	Zero sequence reactance at 50Hz Ω/km
		Trefoil touching	Flat touching	Flat spaced								Trefoil touching	Flat touching	Flat spaced			
35	0.868	1.11	1.11	1.11	3.3	3.3	14400	0.168	0.670	34.1	3.60	0.152	0.166	0.210	0.859	1.73	0.0942
50	0.641	0.822	0.822	0.822	4.7	4.7	13200	0.182	0.726	36.9	3.47	0.147	0.161	0.205	0.602	1.24	0.0911
70	0.443	0.568	0.568	0.568	6.6	6.6	11800	0.205	0.818	41.6	3.31	0.138	0.152	0.196	0.427	0.870	0.0817
95	0.320	0.411	0.411	0.410	9.0	9.1	10700	0.226	0.902	45.8	3.19	0.131	0.146	0.189	0.309	0.629	0.0723
120	0.253	0.325	0.325	0.325	11.3	10.2	9800	0.245	0.978	49.7	3.11	0.126	0.141	0.184	0.276	0.529	0.0691
150	0.206	0.265	0.265	0.264	14.2	10.2	9100	0.265	1.06	53.7	3.04	0.122	0.136	0.180	0.276	0.482	0.0660
185	0.164	0.211	0.211	0.211	17.5	10.2	8400	0.285	1.14	57.8	2.98	0.117	0.132	0.176	0.276	0.440	0.0628
240	0.125	0.161	0.161	0.161	22.7	10.2	7600	0.316	1.26	64.0	2.90	0.112	0.127	0.171	0.276	0.401	0.0565
300	0.100	0.129	0.129	0.129	28.3	10.2	7000	0.345	1.38	69.9	2.85	0.108	0.123	0.167	0.276	0.376	0.0534
400	0.0778	0.101	0.101	0.101	37.8	10.2	6300	0.380	1.52	77.0	2.79	0.104	0.119	0.162	0.276	0.354	0.0503
500	0.0605	0.0798	0.0793	0.0788	47.2	10.2	5700	0.421	1.68	85.3	2.74	0.101	0.116	0.159	0.276	0.337	0.0503

Current Ratings:

Nominal conductor area mm ²	Continuous current-carrying capacity, A				
	In air			In ground	
					
35	134	140	100	135	110
50	160	169	121	159	134
70	199	210	150	194	164
95	240	255	179	231	194
120	275	294	204	261	220
150	311	330	229	294	245
185	355	379	269	330	284
240	419	445	311	380	329
300	479	509	351	429	369
400	555	590	404	485	420
500	644	688	460	553	475