

CAT5E UTP/FTP

Patch Panel

Product Description:

CAT5E FTP 24-port patch panel matches and exceeds CAT5E 250MHZ connecting hardware specifications, suitable for interaction and termination of horizontal cabling between devices, equipment and centralized points.

Technical Characteristics:

Unique exterior design, simple, compact.

Unique PCB circuit board design reduces EMI/RFI interference, low attenuation loss and high return loss.

High strength die-casted Zinc Alloy Shielding design meets the industry shielding standards.

Solid and corrosion phosphor bronze DC ensures over 250 terminations.

Termination caps prevent wire from dropping off.

With backward compatibility of CAT5 and lower classes.

With MAX 50μ gold plate, durability is 1500 matching recycles.


Solid and easy installation design saves installation and operation costs.

Comply with ergonomic principle and termination-free design.


Be compatible with 19-inch equipment racks, cabinets and wall mount shelf.

All ports are clearly labeled, especially the large label in the front are helpful for ports identification.


With cable management in the rear for effective guidance of cables and termination points.




CAT5E FTP 24 Ports Patch Panel




CAT5E FTP 24 Ports Patch Panel




CAT5E UTP 24 Ports Patch Panel



CAT5E UTP 24 Ports Patch Panel



CAT5E UTP 24 Ports Patch Panel



CAT5E UTP 48 Ports Patch Panel



CAT5E UTP 12 Ports Patch Panel

Specification Parameters:

Part Number	Description	Standard Colour	Box Quantity	Carton Quantity	Carton Measurement	Carton Weight
LPA124-CSES	CAT5E FTP 24 Ports Patch Panel	Black	1PCS	10PCS	L53.5cm×W31.3cm×H23.4cm	17.00kg
LPS124-CSES	CAT5E FTP 24 Ports Patch Panel(90 Degree)	Black	1PCS	5PCS	L53.5cm×W31.3cm×H23.4cm	10.00kg
LPS124- CSEU	CAT5E UTP 24 Ports Patch Panel(90 Degree)	Black	1PCS	5PCS	L53.5cm×W31.3cm×H23.4cm	8.60kg
LPA124- CSEU	CAT5E UTP 24 Ports Patch Panel	Black	1PCS	5PCS	L53.5cm×W31.3cm×H23.4cm	10.00kg
LPD124- CSEU	CAT5E UTP 24 Ports Patch Panel(180 Degree)	Black	1PCS	10PCS	L53.5cm×W31.3cm×H23.4cm	19.00kg
LPD148- CSEU	CAT5E UTP 48 Ports Patch Panel(180 Degree)	Black	1PCS	10PCS	L53.5cm×W31.3cm×H23.4cm	16.40kg
LPE112- CSEU	CAT5E UTP 12 Ports Patch Panel	Black	1PCS	10PCS	L53.5cm×W31.3cm×H23.4cm	4.10kg